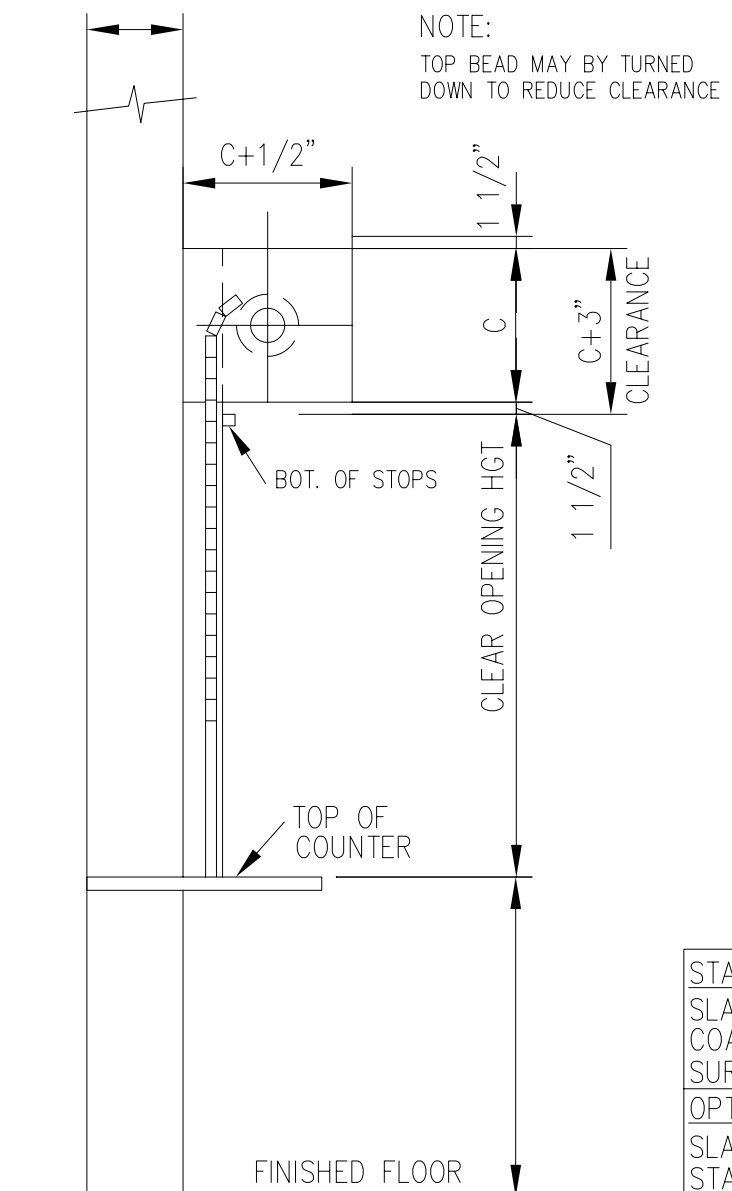
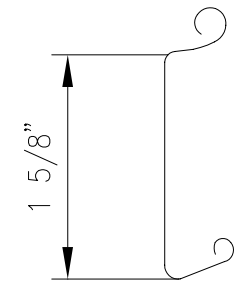


INSIDE (COIL SIDE) ELEVATION



SECTION A-A

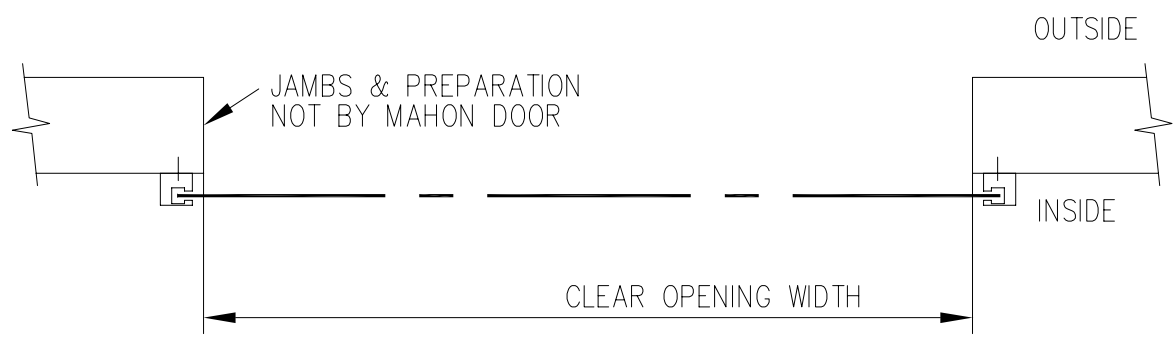
OPENING HEIGHT	C
TO 5'-1"	10"
5'-1" TO 8'-0"	12"



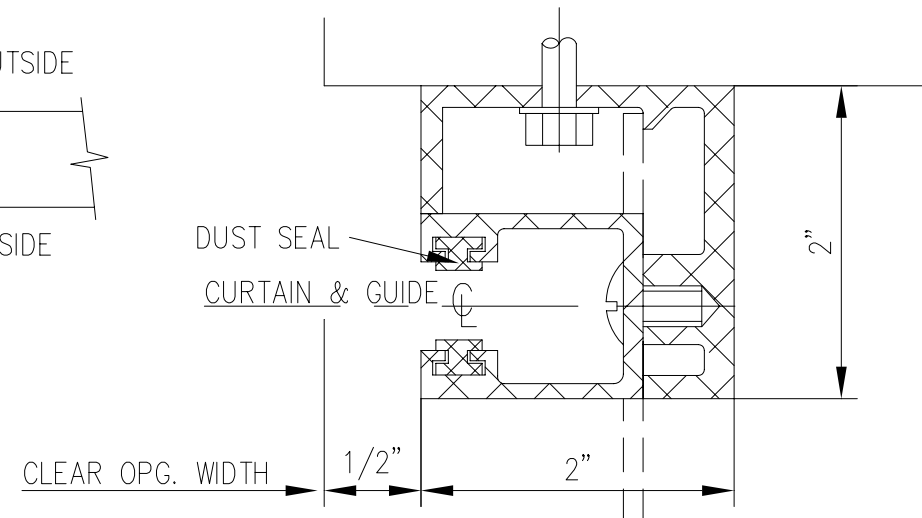
SLAT SECTION No.1 SLAT  
22 GA. STEEL

STANDARD FINISH  
SLATS AND HOOD GALVANIZED WITH SHOP COAT OF TAN PRIMER. ALL OTHER STEEL SURFACES SHALL BE PRIMED GRAY.


OPTIONAL FINISH  
SLATS ,BOTTOM BAR,HOODS, SHALL BE STAINLESS STEEL W/ALUM. GUIDES. OTHER STEEL PARTS SHALL BE PRIMED ALUMINUM COLOR.



PLAN VIEW



GUIDE DETAIL



MAHON DOOR CORPORATION

TITLE					CONTRACT No.
FACE OF WALL MOUNTED COUNTER SHUTTER-SP1					
JOB					DWG No.
DRAWN BY	DATE	CHECKED			
PRINTS		REVISIONS			
DATE	PRINT	DATE	No.	DESCRIPTION	